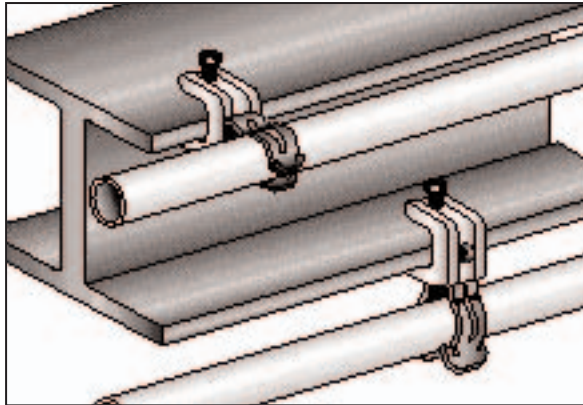


## Beam/Purlin

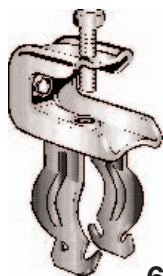
Beam/Purlin



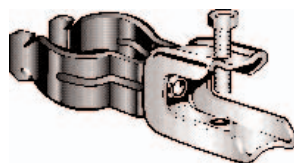
### Beam Clamp to Conduit Hanger

- Combination of Black Claw™ spring steel part and Traditional Minerallac part
- Black Claw™ part made from high carbon steel; zinc phosphate & oil finish. Traditional part zinc plated steel

Catalog Number	Fits		Standard Package
	EMT	Rigid/IMC	
60050	1/2"	---	100
60075	3/4"	1/2"	100
600100	1"	3/4"	100
60050B	1/2"	---	100
60075B	3/4"	1/2"	100
600100B	1"	3/4"	100



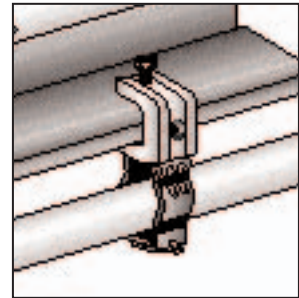
60075



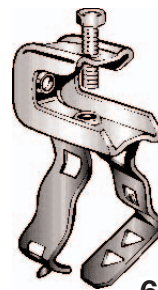
60075B

- Universal beam clamp with Black Claw™ hanger assemblies

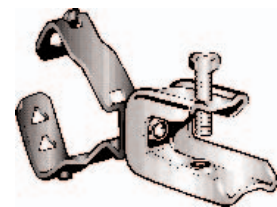
- Black Claw™ part made from high carbon steel; zinc phosphate & oil finish. Traditional part zinc plated steel



### Beam Clamp to Conduit Hanger



600KC1234



600KC1234B

Catalog Number	Fits Conduit	Standard Package
600KC1234	1/2"-3/4"	100
600KC1	1"	100
600KC114	1-1/4"	100
600KC112	1-1/2"	100
600KC2	2"	100
600KC1234B	1/2"-3/4"	100
600KC1B	1"	100
600KC114B	1-1/4"	100
600KC112B	1-1/2"	100
600KC2B	2"	100